

**TIN-CM-I500-FS**

 Sample ID: SA-250317-58850  
 Batch: 5691L1  
 Type: Finished Product - Ingestible  
 Matrix: Oil / Liquid - MCT Oil  
 Unit Mass (g):

 Received: 03/18/2025  
 Completed: 03/21/2025

**Summary**

Test	Date Tested	Status
Cannabinoids	03/21/2025	Tested
Heavy Metals	03/20/2025	Tested
Microbials	03/21/2025	Tested
Mycotoxins	03/20/2025	Tested
Pesticides	03/20/2025	Tested
Residual Solvents	03/20/2025	Tested
Terpenes	03/21/2025	Tested

<b>2.47 mg/mL</b> Total Δ9-THC	<b>55.4 mg/mL</b> CBD	<b>62.7 mg/mL</b> Total Cannabinoids	<b>Not Tested</b> Moisture Content	<b>Not Tested</b> Foreign Matter	<b>Yes</b> Internal Standard Normalization
-----------------------------------	--------------------------	---	---------------------------------------	-------------------------------------	---

**Cannabinoids by HPLC-PDA**

Analyte	LOD (mg/mL)	LOQ (mg/mL)	Result (mg/mL)	Result (%)	Result (mg/unit)
CBC	0.00095	0.00284	0.03115	0.00330	0.934
CBCA	0.00181	0.00543	ND	ND	ND
CBCV	0.0006	0.0018	ND	ND	ND
CBD	0.00081	0.00242	55.41362	5.87	1660
CBDA	0.00043	0.0013	ND	ND	ND
CBDV	0.00061	0.00182	0.44772	0.0474	13.4
CBDVA	0.00021	0.00063	ND	ND	ND
CBG	0.00057	0.00172	1.00612	0.107	30.2
CBGA	0.00049	0.00147	ND	ND	ND
CBL	0.00112	0.00335	0.11343	0.0120	3.40
CBLA	0.00124	0.00371	ND	ND	ND
CBN	0.00056	0.00169	0.28354	0.0300	8.51
CBNA	0.0006	0.00181	ND	ND	ND
CBT	0.0018	0.0054	2.77964	0.294	83.4
Δ4,8-iso-THC	0.0067	0.02	NT	NT	NT
Δ8-iso-THC	0.0067	0.02	NT	NT	NT
Δ8-THC	0.00104	0.00312	0.06668	0.00706	2.00
Δ8-THCV	0.0067	0.02	NT	NT	NT
Δ9-THC	0.00076	0.00227	2.46914	0.261	74.1
Δ9-THCA	0.00084	0.00251	ND	ND	ND
Δ9-THCV	0.00069	0.00206	0.13624	0.0144	4.09
Δ9-THCVA	0.00062	0.00186	ND	ND	ND
exo-THC	0.0067	0.02	NT	NT	NT
<b>Total Δ9-THC</b>			<b>2.47</b>	<b>0.261</b>	<b>74.1</b>
<b>Total</b>			<b>62.7</b>	<b>6.65</b>	<b>1880</b>

ND = Not Detected; NT = Not Tested; LOD = Limit of Detection; LOQ = Limit of Quantitation; RL = Reporting Limit; Δ = Delta; Total Δ9-THC = Δ9-THCA \* 0.877 + Δ9-THC; Total CBD = CBDA \* 0.877 + CBD;



 Generated By: Ryan Bellone  
 CCO

Date: 03/21/2025



 Tested By: Kelsey Rogers  
 Scientist

Date: 03/21/2025


 ISO/IEC 17025:2017 Accredited  
 Accreditation #108651


**TIN-CM-I500-FS**




 Sample ID: SA-250317-58850  
 Batch: 5691L1  
 Type: Finished Product - Ingestible  
 Matrix: Oil / Liquid - MCT Oil  
 Unit Mass (g):

 Received: 03/18/2025  
 Completed: 03/21/2025

**Terpenes by GC-MS**

Analyte	LOD (%)	LOQ (%)	Result (%)	Analyte	LOD (%)	LOQ (%)	Result (%)
$\alpha$ -Bisabolol	0.002	0.01	0.0134	Limonene	0.002	0.01	ND
(+)-Borneol	0.002	0.01	ND	Linalool	0.002	0.01	ND
Camphene	0.002	0.01	ND	$\beta$ -myrcene	0.002	0.01	ND
Camphor	0.004	0.02	ND	Nerol	0.002	0.01	ND
3-Carene	0.002	0.01	ND	cis-Nerolidol	0.002	0.01	ND
$\beta$ -Caryophyllene	0.002	0.01	<LOQ	trans-Nerolidol	0.002	0.01	ND
Caryophyllene Oxide	0.002	0.01	<LOQ	Ocimene	0.002	0.01	ND
$\alpha$ -Cedrene	0.002	0.01	ND	$\alpha$ -Phellandrene	0.002	0.01	ND
Cedrol	0.002	0.01	ND	$\alpha$ -Pinene	0.002	0.01	ND
Eucalyptol	0.002	0.01	<LOQ	$\beta$ -Pinene	0.002	0.01	ND
Fenchone	0.004	0.02	ND	Pulegone	0.002	0.01	ND
Fenchyl Alcohol	0.002	0.01	ND	Sabinene	0.002	0.01	ND
Geraniol	0.002	0.01	ND	Sabinene Hydrate	0.002	0.01	ND
Geranyl Acetate	0.002	0.01	ND	$\alpha$ -Terpinene	0.002	0.01	ND
Guaiol	0.002	0.01	ND	$\gamma$ -Terpinene	0.002	0.01	ND
Hexahydrothymol	0.002	0.01	0.0406	$\alpha$ -Terpineol	0.001	0.005	ND
$\alpha$ -Humulene	0.002	0.01	ND	$\gamma$ -Terpineol	0.001	0.005	ND
Isoborneol	0.002	0.01	ND	Terpinolene	0.002	0.01	ND
Isopulegol	0.002	0.01	ND	Valencene	0.002	0.01	ND
				<b>Total Terpenes (%)</b>			<b>0.0737</b>

ND = Not Detected; NT = Not Tested; LOD = Limit of Detection; LOQ = Limit of Quantitation; P = Pass; F = Fail; RL = Reporting Limit; Values over action limits may be estimates




 Generated By: Ryan Bellone  
 CCO

Date: 03/21/2025



 Tested By: Kelsey Rogers  
 Scientist

Date: 03/21/2025



**TIN-CM-1500-FS**

Sample ID: SA-250317-58850  
 Batch: 5691L1  
 Type: Finished Product - Ingestible  
 Matrix: Oil / Liquid - MCT Oil  
 Unit Mass (g):

Received: 03/18/2025  
 Completed: 03/21/2025

**Heavy Metals by ICP-MS**

Analyte	LOD (ppm)	LOQ (ppm)	Result (ppm)
Arsenic	0.002	0.02	ND
Cadmium	0.001	0.02	ND
Lead	0.002	0.02	ND
Mercury	0.012	0.05	ND

ND = Not Detected; NT = Not Tested; LOD = Limit of Detection; LOQ = Limit of Quantitation; P = Pass; F = Fail; RL = Reporting Limit; Values over action limits may be estimates



Generated By: Ryan Bellone  
 CCO

Date: 03/21/2025



Tested By: Chris Farman  
 Scientist

Date: 03/20/2025



**TIN-CM-I500-FS**

Sample ID: SA-250317-58850  
 Batch: 5691L1  
 Type: Finished Product - Ingestible  
 Matrix: Oil / Liquid - MCT Oil  
 Unit Mass (g):

Received: 03/18/2025  
 Completed: 03/21/2025

**Pesticides by LC-MS/MS and GC-MS/MS**

Analyte	LOD (ppb)	LOQ (ppb)	Result (ppb)	Analyte	LOD (ppb)	LOQ (ppb)	Result (ppb)
Abamectin	30	100	ND	Hexythiazox	30	100	ND
Acephate	30	100	ND	Imazalil	30	100	ND
Acetamiprid	30	100	ND	Imidacloprid	30	100	ND
Aldicarb	30	100	ND	Kresoxim methyl	30	100	ND
Azoxystrobin	30	100	ND	Malathion	30	100	ND
Bifenazate	30	100	ND	Metaxyl	30	100	ND
Bifenthrin	30	100	ND	Methiocarb	30	100	ND
Boscalid	30	100	ND	Methomyl	30	100	ND
Carbaryl	30	100	ND	Mevinphos	30	100	ND
Carbofuran	30	100	ND	Myclobutanil	30	100	ND
Chloranthraniliprole	30	100	ND	Naled	30	100	ND
Chlorfenapyr	30	100	ND	Oxamyl	30	100	ND
Chlorpyrifos	30	100	ND	Paclobutrazol	30	100	ND
Clofentezine	30	100	ND	Permethrin	30	100	ND
Coumaphos	30	100	ND	Phosmet	30	100	ND
Daminozide	30	100	ND	Piperonyl Butoxide	30	100	ND
Diazinon	30	100	ND	Propiconazole	30	100	ND
Dichlorvos	30	100	ND	Propoxur	30	100	ND
Dimethoate	30	100	ND	Pyridaben	30	100	ND
Dimethomorph	30	100	ND	Spinetoram	30	100	ND
Ethoprophos	30	100	ND	Spinosad	30	100	ND
Etofenprox	30	100	ND	Spiromesifen	30	100	ND
Etoxazole	30	100	ND	Spirotetramat	30	100	ND
Fenhexamid	30	100	ND	Spiroxamine	30	100	ND
Fenoxycarb	30	100	ND	Tebuconazole	30	100	ND
Fenpyroximate	30	100	ND	Thiacloprid	30	100	ND
Fipronil	30	100	ND	Thiamethoxam	30	100	ND
Flonicamid	30	100	ND	Trifloxystrobin	30	100	ND
Fludioxonil	30	100	ND				

ND = Not Detected; NT = Not Tested; LOD = Limit of Detection; LOQ = Limit of Quantitation; P = Pass; F = Fail; RL = Reporting Limit; Values over action limits may be estimates



Generated By: Ryan Bellone  
 CCO  
 Date: 03/21/2025



Tested By: Jasper van Heemst  
 Principal Scientist  
 Date: 03/20/2025



**TIN-CM-1500-FS**

Sample ID: SA-250317-58850  
 Batch: 5691L1  
 Type: Finished Product - Ingestible  
 Matrix: Oil / Liquid - MCT Oil  
 Unit Mass (g):

Received: 03/18/2025  
 Completed: 03/21/2025

**Mycotoxins by LC-MS/MS**

Analyte	LOD (ppb)	LOQ (ppb)	Result (ppb)
B1	1	5	ND
B2	1	5	ND
G1	1	5	ND
G2	1	5	ND
Ochratoxin A	1	5	ND

ND = Not Detected; NT = Not Tested; LOD = Limit of Detection; LOQ = Limit of Quantitation; P = Pass; F = Fail; RL = Reporting Limit; Values over action limits may be estimates



Generated By: Ryan Bellone  
 CCO  
 Date: 03/21/2025



Tested By: Jasper van Heemst  
 Principal Scientist  
 Date: 03/20/2025



**TIN-CM-1500-FS**

Sample ID: SA-250317-58850  
 Batch: 5691L1  
 Type: Finished Product - Ingestible  
 Matrix: Oil / Liquid - MCT Oil  
 Unit Mass (g):

Received: 03/18/2025  
 Completed: 03/21/2025


**Microbials by PCR and Plating**

Analyte	LOD (CFU/g)	Result (CFU/g)	Result (Qualitative)
Total aerobic count	10	ND	
Total coliforms	10	ND	
Generic E. coli	10	ND	
Listeria spp.	1		Not Detected per 1 gram
Salmonella spp.	1		Not Detected per 1 gram
Shiga-toxin producing E. coli (STEC)	1		Not Detected per 1 gram

ND = Not Detected; NT = Not Tested; LOD = Limit of Detection; LOQ = Limit of Quantitation; CFU = Colony Forming Units; P = Pass; F = Fail; RL = Reporting Limit



Generated By: Ryan Bellone  
 CCO  
 Date: 03/21/2025



Tested By: Sara Cook  
 Laboratory Technician  
 Date: 03/21/2025



**TIN-CM-I500-FS**

Sample ID: SA-250317-58850  
 Batch: 5691L1  
 Type: Finished Product - Ingestible  
 Matrix: Oil / Liquid - MCT Oil  
 Unit Mass (g):

Received: 03/18/2025  
 Completed: 03/21/2025

**Residual Solvents by HS-GC-MS**

Analyte	LOD (ppm)	LOQ (ppm)	Result (ppm)	Analyte	LOD (ppm)	LOQ (ppm)	Result (ppm)
Acetone	167	500	ND	Ethylene Oxide	0.5	1	ND
Acetonitrile	14	41	ND	Heptane	167	500	ND
Benzene	0.5	1	ND	n-Hexane	10	29	ND
Butane	167	500	ND	Isobutane	167	500	ND
1-Butanol	167	500	ND	Isopropyl Acetate	167	500	ND
2-Butanol	167	500	ND	Isopropyl Alcohol	167	500	ND
2-Butanone	167	500	ND	Isopropylbenzene	167	500	ND
Chloroform	2	6	ND	Methanol	100	300	ND
Cyclohexane	129	388	ND	2-Methylbutane	10	29	ND
1,2-Dichloroethane	0.5	1	ND	Methylene Chloride	20	60	ND
1,2-Dimethoxyethane	4	10	ND	2-Methylpentane	10	29	ND
Dimethyl Sulfoxide	167	500	ND	3-Methylpentane	10	29	ND
N,N-Dimethylacetamide	37	109	ND	n-Pentane	167	500	ND
2,2-Dimethylbutane	10	29	ND	1-Pentanol	167	500	ND
2,3-Dimethylbutane	10	29	ND	n-Propane	167	500	ND
N,N-Dimethylformamide	30	88	ND	1-Propanol	167	500	ND
2,2-Dimethylpropane	167	500	ND	Pyridine	7	20	ND
1,4-Dioxane	13	38	ND	Tetrahydrofuran	24	72	ND
Ethanol	167	500	ND	Toluene	30	89	ND
2-Ethoxyethanol	6	16	ND	Trichloroethylene	3	8	ND
Ethyl Acetate	167	500	ND	Xylenes (o-, m-, and p-)	73	217	ND
Ethyl Ether	167	500	ND				
Ethylbenzene	3	7	ND				

ND = Not Detected; NT = Not Tested; LOD = Limit of Detection; LOQ = Limit of Quantitation; P = Pass; F = Fail; RL = Reporting Limit; Values over action limits may be estimates



Generated By: Ryan Bellone  
 CCO

Date: 03/21/2025



Tested By: Kelsey Rogers  
 Scientist

Date: 03/20/2025

